



Race Programme / Technical Guide CXNE 2025 / 26

Round 8 Promoted by : Tyneside Vagabonds

Sunday 14th December

Thorneyford Farm, Kirkley, Ponteland, NE20 0AJ

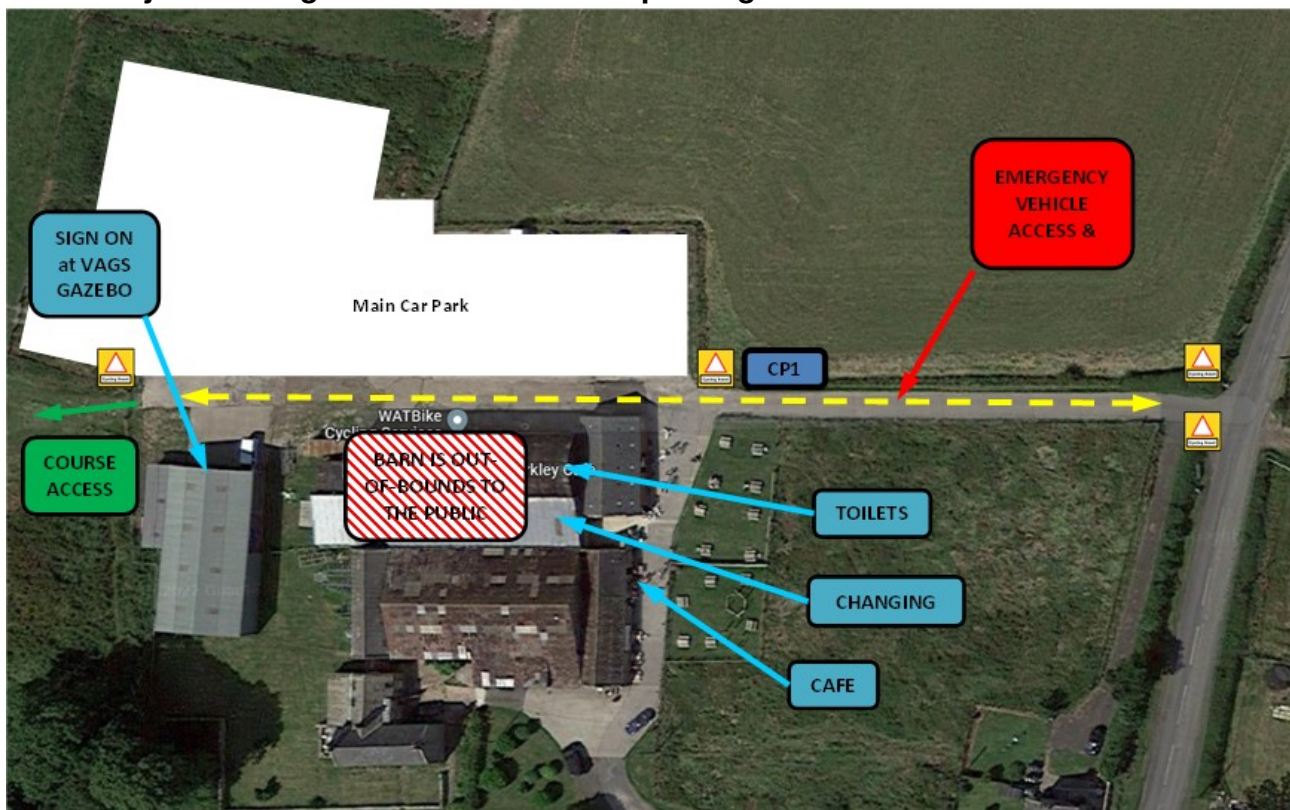
"What 3 Words" Location to the entrance of the venue - [///results.directly.harmonica](#)

Car parking

Parking on Sunday will be limited. Please park sensibly and considerately. If you are staying all day and don't mind getting blocked in use the area of the car park near the old black barn roof in the far right corner of the car park as you drive in. There will be marshals in the car park, be nice to them.

Please note - The barn is out of bounds except for access to the toilets. Please do not allow children to play on or tamper with any of the WATbike bikes or equipment.

Note: no jet washing is allowed in the car parking areas.



Sign-on

Only online entries are allowed. During the online entry process, you will be prompted to read and accept the British Cycling Events Terms and Conditions. You must accept the terms and conditions to be able to race

www.britishcycling.org.uk/article/Rider-Ts-and-Cs-0

On race day, go to the sign-on desk, register your attendance and pick up your number. Sign-on will normally be open from 09:00 in the morning. Sign-on desk will be at the location shown on the map. Collect your race bib number, check the details at the top and confirm that your attendance has been recorded on the start sheets.

The details will show your name, race and category. If any details are incorrect, please go to the chip-timing desk and ask for them to be updated. The bib has a transponder attached to the back. Do not bend the bib or it will damage the transponder. If the transponder is damaged in any way, you will not get any timing results.

Note: sign-on closes 15 minutes before the start of each race.

Pin your bib number to the bottom of your race jersey. You will need to bring some **safety pins** to attach your number.



DO NOT insert your number into in a NoPinz or similar pouch: they get degraded by sweat and folding; we need to reuse the numbers each round.

DO NOT bend or fold your number or stick pins through the transponder as it will destroy the transponder and you will not receive any timing results.

After your race, please take off your number immediately and place it in the collection bag situated just after the finish line.

Important note: we need all the numbers back so we can reuse them for the next round. **Please do not take your number home** or dispose of it after the event.

Toilets

Toilets are available. The washing of muddy kit and boots etc. in the toilets will not be tolerated. Please keep toilets as clean as possible.

Changing.

There will be separate Male & Female changing tents inside the barn near the toilets.

Showers

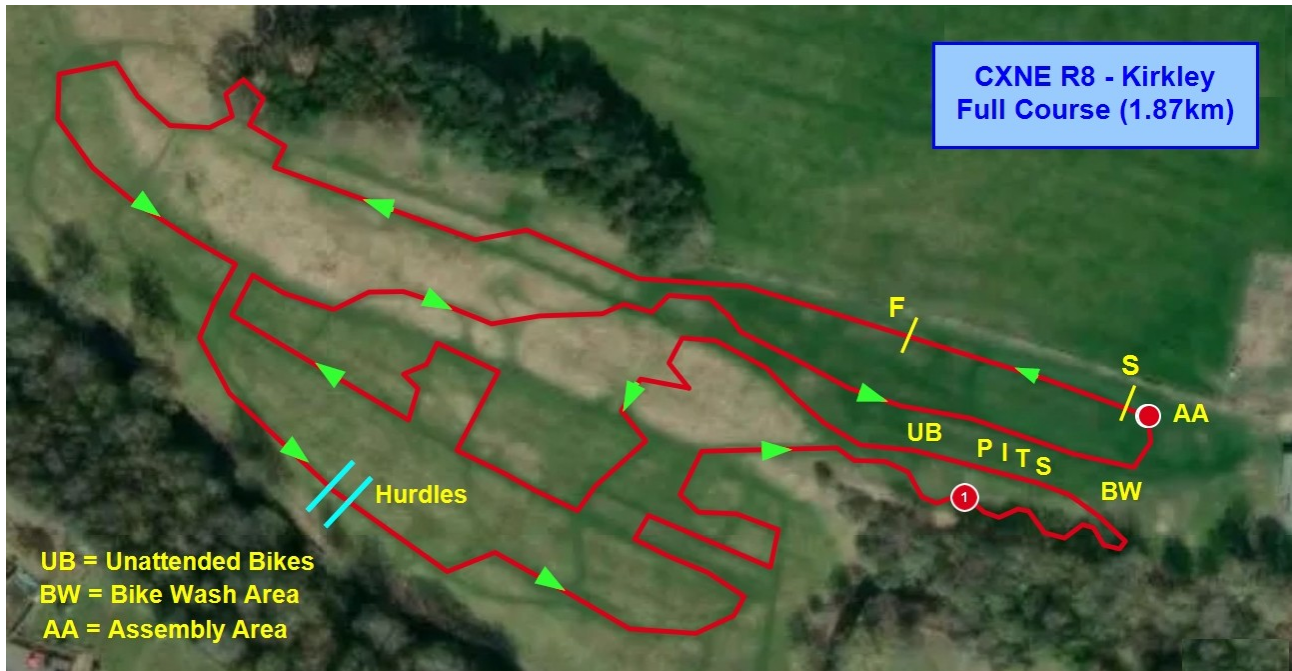
Showers are available to use at Ponteland Leisure Centre, Callerton Lane, Ponteland, NE20 9EG. "What 3 Words" for car park access is - *///conceals.absent.oasis*.

Refreshments

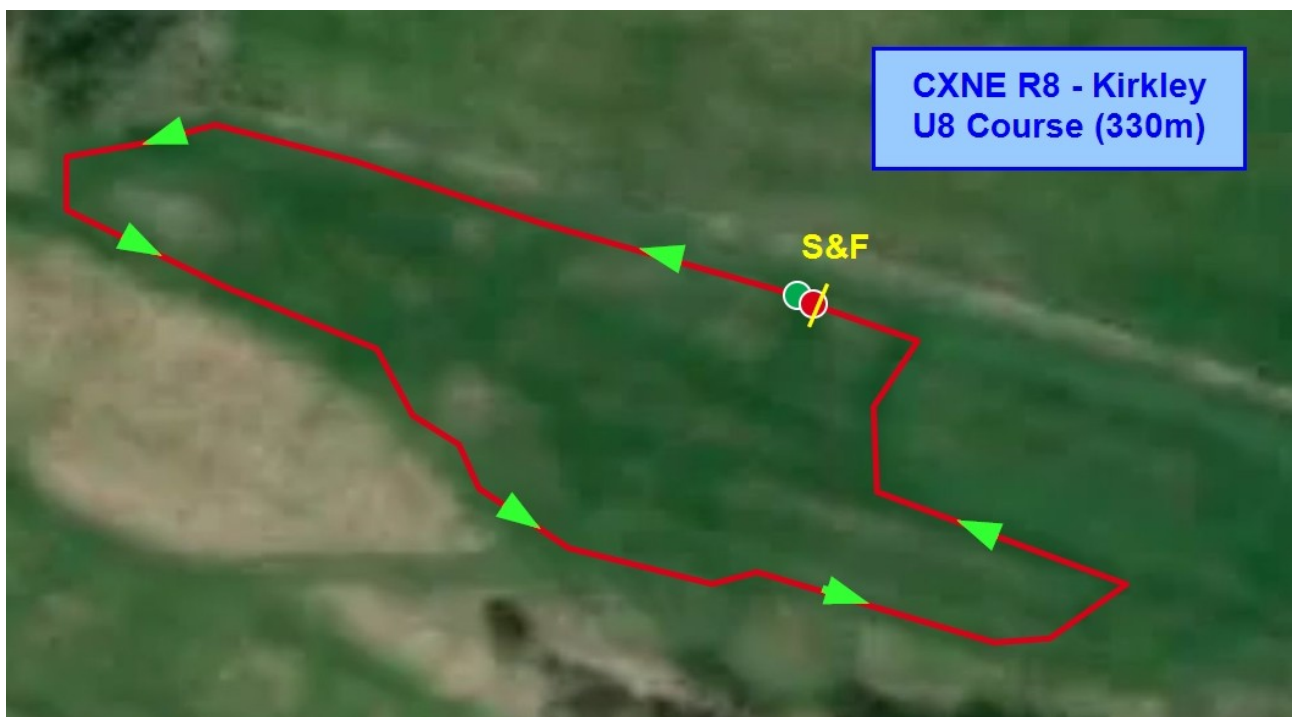
The cafe will be open in the main building offering a variety of beverages and food.

Course maps

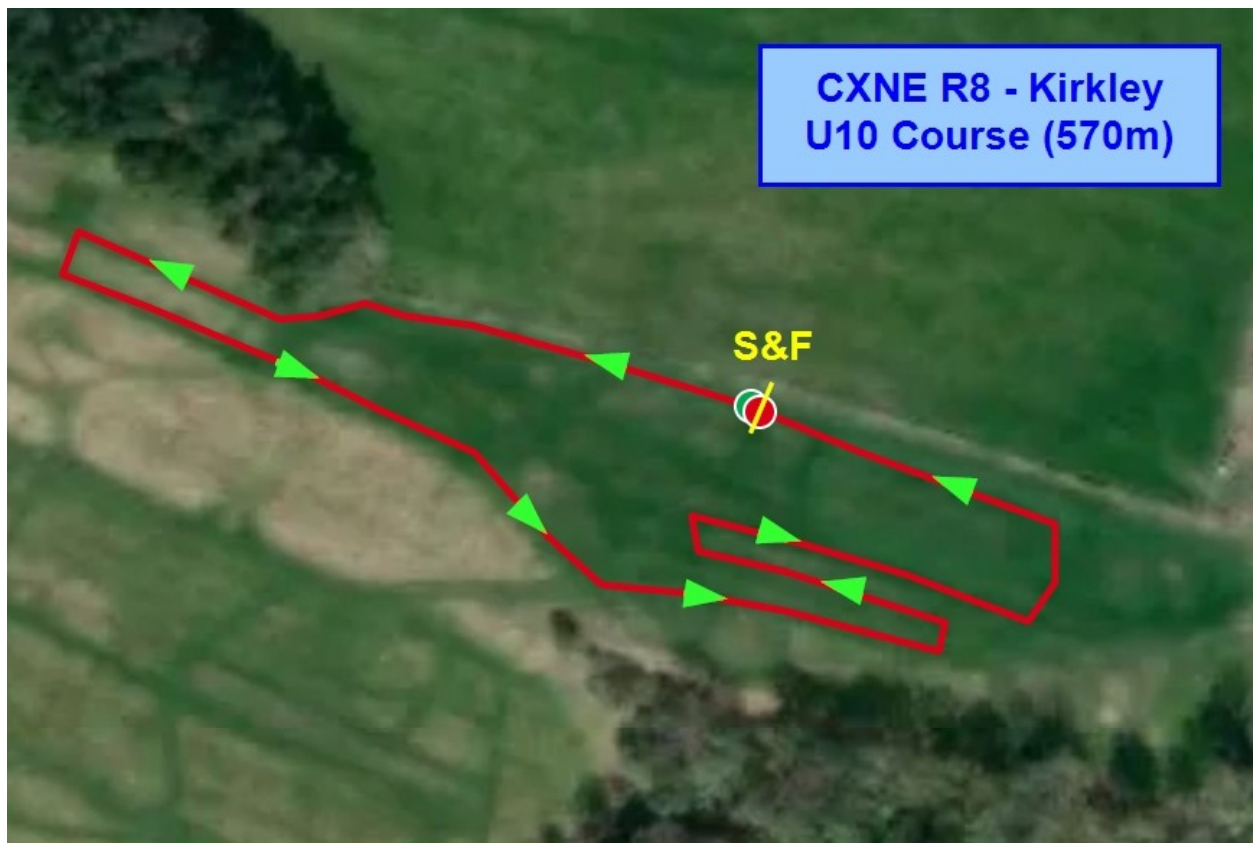
Full Course



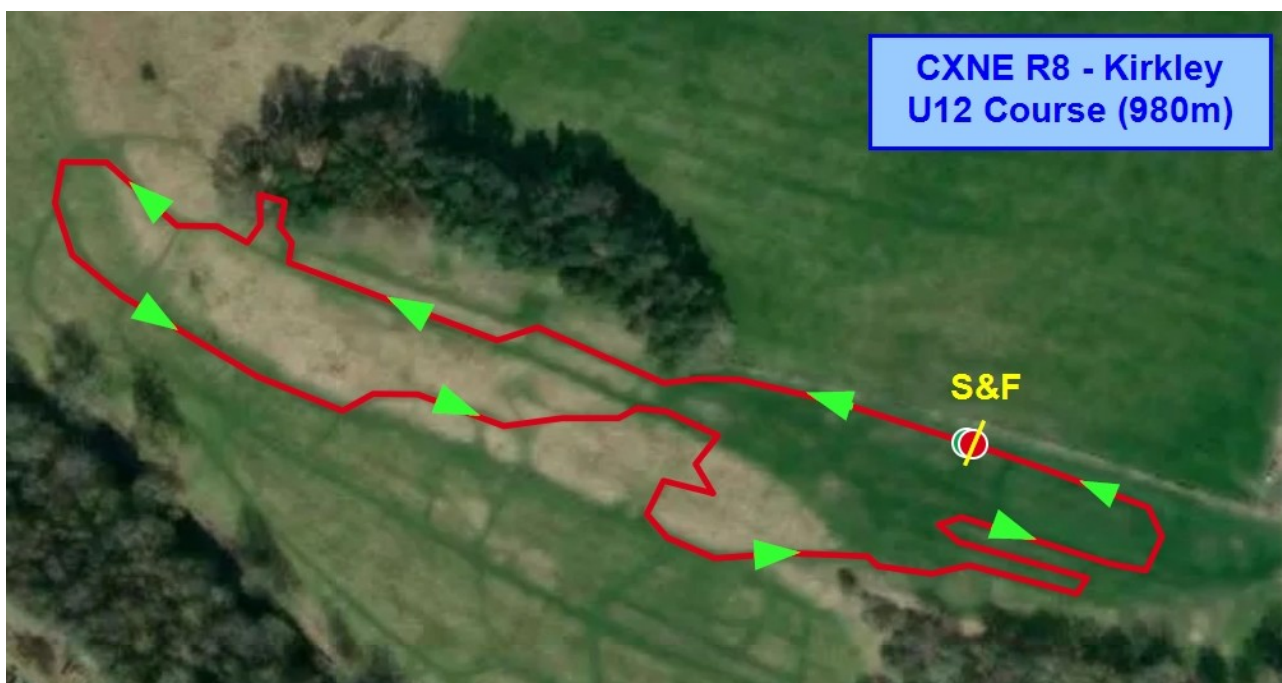
U8 Course



U10 Course



U12 Course



Course practice

The course will usually be open for practice from 09:30 to 10:20 and 13:20 to 14:05. You **must not enter the course in the morning** until it has been officially declared open by the chief commissaire. An announcement will be made over the PA when the course is has been declared open.

Important note: helmets

CXNE have a strict venue rule that a **cycle helmet must be worn at all times** when riding your bike including spectating, riding to the sign-on, riding during course practice, warming up and competing in a race. If you are on a bike at a CXNE venue you will need to wear your cycle helmet. Failure to do so will result in you being asked to leave the venue or potentially being disqualified if you are a competitor.

Please Note

Race Day Program

The race schedule is shown below. Actual start times may differ on the day due to unforeseen circumstances.

Race	Title	Duration (mins)	Wave	Points group	Start time
1	Open Junior and Masters 50+, Women	40	1 - OJ	1	10:30:00
			2 - OM50+	2	10:31:00
			3 - Women	3	10:32:00
2	Youth	30	1 - U16	4	11:30:00
			2 - U14	5	11:31:00
3	Kids: U8	10	1 - U8	6	12:20:00
4	Kids: U10	10	1 - U10	7	12:40:00
5	Kids: U12	15	1 - U12	8	13:00:00
6	Open Senior and Masters 40	50	1 - OS	9	14:15:00
			2 - OM40	10	14:17:00

Gridding

Under BC rules, only Youth categories and above will be gridded; U8, U10 and U12 categories are participation-focused races and will not be gridded. Please make yourself ready and available at the start or gridding area at least 5 minutes before the scheduled time of your race. For gridded races, the commissaire will blow a whistle to indicate you should make your way to the gridding area at the start. If you are late, you could miss your gridding position.

For the first two rounds this season, gridding positions will be calculated based on your average GC/League points from the previous season. From the third round, gridding positions will be calculated based on your average points for the current season. The commissaire on the day has the authority to use their discretion to modify the gridding positions. If you are not a frequent participant of the CXNE league and do not have any average points, you must speak to the chief commissaire on the day in good time before the start of your race if you wish to put a case forward for being gridded. If you fail to present yourself when called forward for gridding, you will lose your gridded position and be asked to join at the back of the gridding.

Age groups and categories

Your age will be calculated automatically from the date-of-birth (DOB) you provided when you entered the race. It is therefore your responsibility to ensure you have provided the correct DOB. There are two competition groups: **Female (F)** and **Open (O)**. Categories are created automatically by placing the competition code in front of age group e.g. OU8, FU8.

Age groups are calculated automatically based on your age at the end of this year i.e. **your age on 2025-12-31**. The following table shows each age group and range of DOBs.

Min Age	Max Age	Age Group	Description	Min DOB	Max DOB
1	7	U8	Under 8	2018-01-01	2024-12-31
8	9	U10	Under 10	2016-01-01	2017-12-31
10	11	U12	Under 12	2014-01-01	2015-12-31
12	13	U14	Under 14	2012-01-01	2013-12-31
14	15	U16	Under 16	2010-01-01	2011-12-31
16	17	J	Junior	2008-01-01	2009-12-31
18	39	S	Senior	1986-01-01	2007-12-31
40	49	M40	Masters 40	1976-01-01	1985-12-31
50	59	M50	Masters 50	1966-01-01	1975-12-31
60	69	M60	Masters 60	1956-01-01	1965-12-31
70	99	M70	Masters 70	1926-01-01	1955-12-31

GC/League table points groups

The following table shows the individual GC groups. Riders in each group will compete against each other in the same race and wave.

Group	Title	Categories
1	Open: Juniors	OJ
2	Open: Masters 50+	OM50, OM60, OM70
3	Female: Juniors, Seniors and Master	FJ, FS, FM40, FM50, FM60, FM70
4	Youth: U16 Female and Open	OU16, FU16
5	Youth: U14 Female and Open	OU14, FU14
6	Kids: U8 Female and Open	OU8, FU8
7	Kids: U10 Female and Open	OU10, FU10
8	Kids: U12 Female and Open	OU12, FU12
9	Open: Seniors	OS
10	Open: Masters 40	OM40

The system allocates a maximum of 200 points by default to first place in a group. If a rider is DNF, no points are allocated for that rider. If the automatically generated category for a rider (based on DOB) does not match any category in the Race/Wave, no points are allocated for that rider. Riders competing for points in the same points group must be in the same Race and Wave and have the same start time.

Where a Race has multiple points groups (i.e. Waves), each Wave can be started at an offset time behind the start time. The offset time is subtracted from the final chip timing times to create final times for all riders in that Wave.

Dropping out of the race: DNF

If you suffer a ***mechanical*** (your bike breaks) or you are physically struggling and need to stop, you should leave the course by crossing the marking tape wherever it is safe to do so and make your way back to the start/finish area. Inform the nearest marshal or commissionaire that you have withdrawn; if you cannot find a marshal or commissionaire, please go to the chip-timing tent and inform the timing team that you have withdrawn. If you do not inform someone that you have withdrawn, we may think you have had an accident somewhere on the course and need assistance.

Podium positions

Immediately after each race there will be a podium presentation. If you are in the top three, please make yourself available for the podium presentation. Do not disappear, whatever the weather, as we have a very tight race day schedule and do not have time to go chasing after people for the presentations. If you fail to turn up when called, you will forfeit any prizes or photo opportunities.

Results

We use a very sophisticated chip timing system. Providing we do not have any unforeseen issues, you will be able access the results immediately after your race on any mobile device or computer that has internet access.

Our online system can be accessed via <https://my.raceresult.com/groups/6828/>.

You can select any event or the current GC points table. For each event, there are two results pages: Live for current live race positions; Results for final rankings and points. Share the link with supporters, friends or family anywhere in the world and they will be able to track your progress and see your results.

Commissaires

Chief Comm :- Paul Steadman
Assistant Comms:- Kate Smith

Organiser

Graham Stobbs
Email: grahamstobbs@gmail.com Mobile: +44 (0) 7801 564 870

First Aid

Lambda Medical Ltd, 32a Lucas Court, Leeds, LS6 2TG
Phone:+44 (0113) 4505335 Mobile:+44 (0)7806680660
Email: lewis@lambdamedical.co.uk Web: www.lambdamedical.co.uk

Nearest Emergency Hospital

Northumbria Emergency Hospital, Cramlington, Northumberland, NE23 6NZ

Enjoy your racing, be polite and respect the marshals, officials and others.